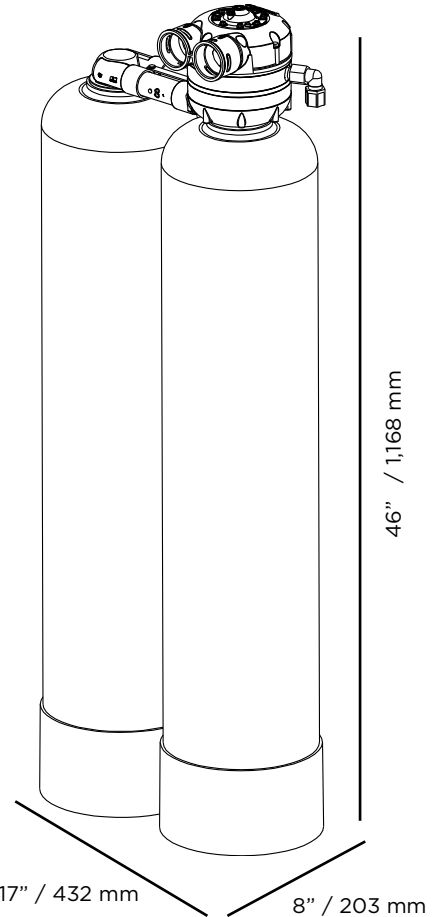
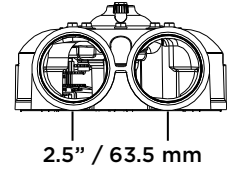


**Kinetico**  
**PREMIER**  
**SERIES<sup>®</sup> XP**  
 WATER SOFTENERS

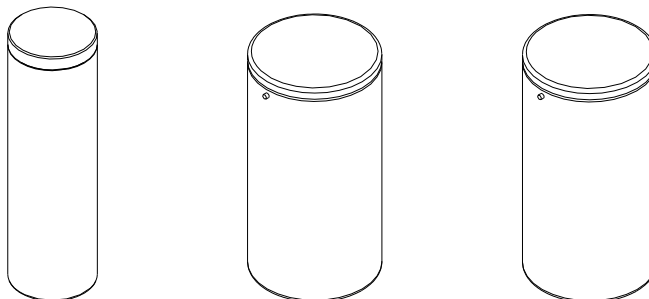
**Model S250 XP**

Design Specifications		
Flow Range (15/30 psig / 1-2 Δ bar)	11.5 - 18.0 gpm	43.5 - 68.1 Lpm
Flow Configuration	Alternating	
Pressure Range	25 - 125 psi Dynamic Pressure	2.0 - 8.6 bar Dynamic Pressure
Temperature Range	34 - 120 ° F	2 - 50 ° C
pH Range	5 - 10 SU	
Free Chlorine Cl <sub>2</sub> (Max.)	0.0 mg/L	
Hardness as CaCO <sub>3</sub> (Max.)	60 gpg	1,026 mg/L
System Components		
Media Vessel (Qty. 2)	8" x 40"	203 mm x 1,016 mm
Media Vessel Construction	Wrapped Polyethylene	
Empty Bed Volume	1.04 cubic feet	29.5 liters
Media Type	Standard Mesh Cation Resin	
Media Volume	0.70 cubic feet	19.8 liters
Total Bed Depth	27"	686 mm
Free Board	13"	330 mm
Riser Tube	1" ABS	25 mm ABS
Upper Distributor	0.014" Slots, ABS Basket	0.36mm Slots, ABS Basket
Lower Distributor	0.014" Slots, ABS Basket	0.36mm Slots, ABS Basket
Under Bedding	None	
Regeneration Control	Non-electric Use Meter	
Regeneration Type	Countercurrent	
Metering Flow Range	0.30 - 25.0 gpm	1.1 - 94.6 Lpm
Connections		
Inlet / Outlet Connection	Custom E-clip Adapter	
Drain Connection	0.5" Tube	
Brine Line Connection	0.375" Tube	
Power	None	
System Part Numbers		
Premier S250 XP, no brine drum	16532	
Premier S250 XP, 18 x 35 brine drum	16919	
Dimensions and Weight		
Height	46 in.	1,168 mm
Width	17 in.	432 mm
Depth	8 in.	203 mm
Shipping Weight	140 lbs.	64 kg
Operating Weight	200 lbs.	91 kg
Regeneration Specifications		
Regeneration Volume	35 gallons	132 liters
Regeneration Time	45 minutes	
Backwash Flow Control	2.00 gpm	7.6 Lpm
Brine Refill Flow Control	0.40 gpm	1.5 Lpm



Salt Setting		Capacity		Efficiency		Dosing	
2.4 lbs.	1.09 kg	11,276 grains	731 grams	4,698 gr./lb.	671 grams/kg	3.4 lbs./ft <sup>3</sup>	0.05 kg/l
2.7 lbs.*	1.22 kg*	11,894 grains	771 grams	4,405 gr./lb.	629 grams/kg	3.9 lbs./ft <sup>3</sup>	0.06 kg/l
3.6 lbs.*	1.63 kg*	13,750 grains	891 grams	3,819 gr./lb.	546 grams/kg	5.1 lbs./ft <sup>3</sup>	0.08 kg/l
4.0 lbs.*	1.81 kg*	14,574 grains	944 grams	3,644 gr./lb.	521 grams/kg	5.7 lbs./ft <sup>3</sup>	0.09 kg/l
4.4 lbs.	2.0 kg	15,399 grains	998 grams	3,500 gr./lb.	500 grams/kg	6.3 lbs./ft <sup>3</sup>	0.10 kg/l

\*Not a certified setting by WQA



**Brine Tank Options**

Tank Description	12" x 40"		K Spray		18" x 35"	
Brine Tank Part Number	1479B		9763A		7938A	
Tank Height	40"	102 cm	35"	89 cm	35"	89 cm
Tank Footprint	12" DIA	30 cm DIA	18" DIA	46 cm DIA	18" DIA	46 cm DIA
Material	HDPE		HDPE		HDPE	
Salt Capacity	100 lbs	45 kg	200 lbs	91 kg	250 lbs	114 kg

**Operating Profile**

Softener shall remove hardness to less than 1/2 gpg (8 mg/L) when operated in accordance with the operating instructions. The system shall include two tanks. This duplex configuration shall operate with one tank on-line during service. During regeneration cycles, one tank shall provide water to service and to the regenerating tank. A water meter shall initiate system regeneration. The water meter shall measure the processed volume and be adjustable. Service flow shall be downflow and regeneration flow shall be upflow.

**Regeneration Control Valve**

The regeneration control valve shall be top mounted (top of media tank) and manufactured from non-corrosive materials. Control valve shall not weigh more than four pounds. Control valve shall provide service and regeneration control for two media tanks. Inlet and outlet ports shall accept a quick connect, double O-ring sealed adapter. Interconnection between tanks shall be made through the regeneration valve with a quick connect adapter. Control valve shall operate using a minimum inlet pressure of 15 psi (1 bar). Pressure shall be used to drive all valve functions. No electric hook-up shall be required. Control valve shall incorporate four operational cycles including; service, brine draw, slow rinse, and a combined fast rinse and brine refill. Service cycle shall operate in a downflow direction. The brine cycle shall flow upflow, opposite the service flow, providing a countercurrent regeneration. Control valve shall contain a fixed orifice eductor nozzle and self-adjusting backwash flow control. The control valve will prevent the by-pass of hard water to service during the regeneration cycle.

**Media Tanks**

The tanks shall be designed for a maximum working pressure of 125 psi (8.6 bar) and hydrostatically tested at 300 psi (20.7 bar). Tanks shall be made of polyethylene and reinforced with a fiberglass wrapping. Each tank shall include a 2.5 in. threaded top opening. Each tank shall be NSF approved. Upper and lower distribution system shall be of a slot design. Distributors will provide even flow of regeneration water and the collection of processed water.

**Conditioning Media**

Each softener shall include standard mesh cation resin having a minimum exchange capacity of 30,000 grains/ft<sup>3</sup> (68.6 g/L) of CaCO<sub>3</sub> when regenerated with 15.0 lbs/ft<sup>3</sup> (0.24 kg/L) of salt. The media shall be solid, of a proper particle size and shall contain no plates, shells, agglomerates or other shapes, which might interfere with the normal function of the water softener.

**Brine System**

A combination salt storage and brine production tank shall be manufactured of corrosion resistant, plastic. The brine tank shall have a chamber to house the brine valve assembly. The brine float assembly shall allow for adjustable salt settings and shall provide for a shutoff to the brine refill. The brine tank shall include a safety overflow connection to be plumbed to a suitable drain.